

Easyfundraising – How to guide


Easyfundraising is an online platform (website and app) which allows you to raise money for a cause of your choice, just by doing your online shopping!

This is a step-by-step guide to using the platform to raise money for the PTFA.

1

Download the app or go to the website and set up a profile

www.easyfundraising.org.uk



My first name is

My last name is

My email address is

We will never pass your details to anyone without your permission.

I want to use this password

Your password needs to be at least 8 characters.

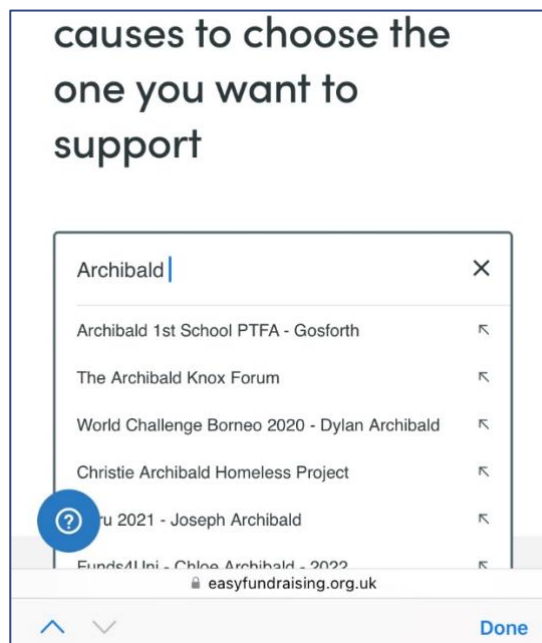
I agree to easyfundraising contacting me by email, phone or SMS with offers and updates to help me raise donations for my good cause.

By creating an account, you confirm that you have read and agree to the easyfundraising [Terms and Conditions](#) and [Privacy Policy](#)

2

Nominate a charity. There are thousands to choose from.

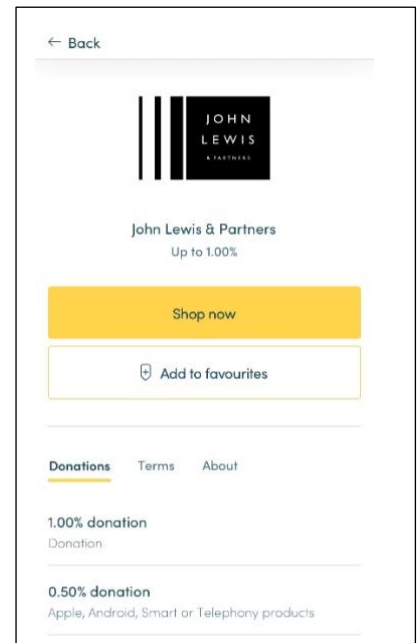
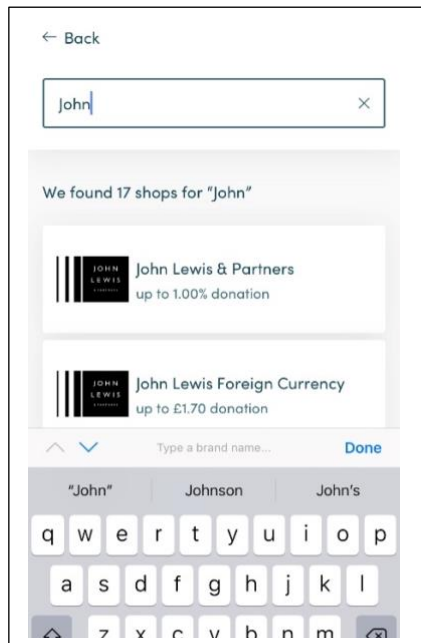
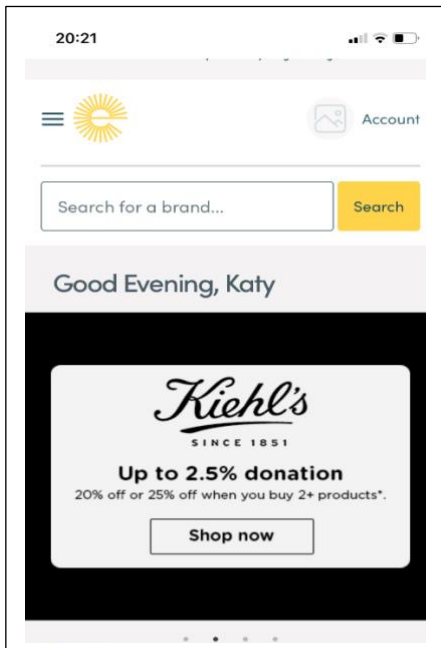
Search for “Archibald” and select ‘Archibald 1st School PTFA – Gosforth’



3

Before you do any online shopping, either go to the easyfundraising app or to easyfundraising.org.uk and search for your chosen shop.

Click on your chosen shop and then click “shop now”



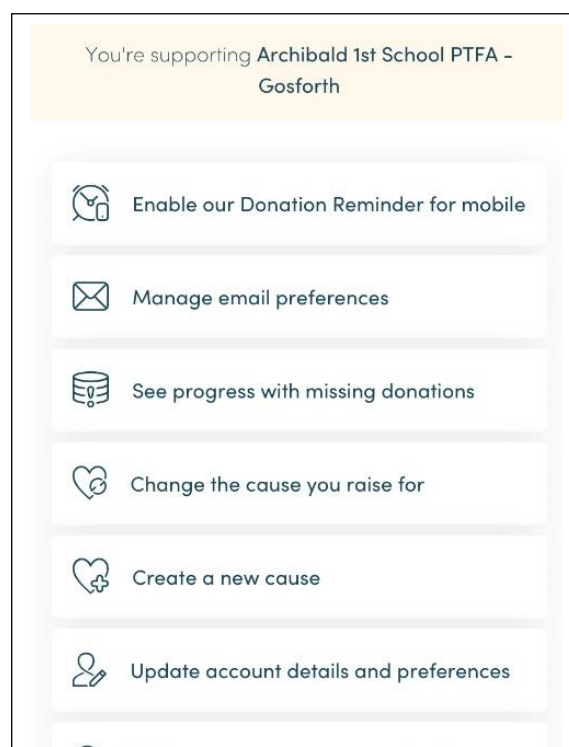
This will take you to their website and any donation will be generated when you buy something.

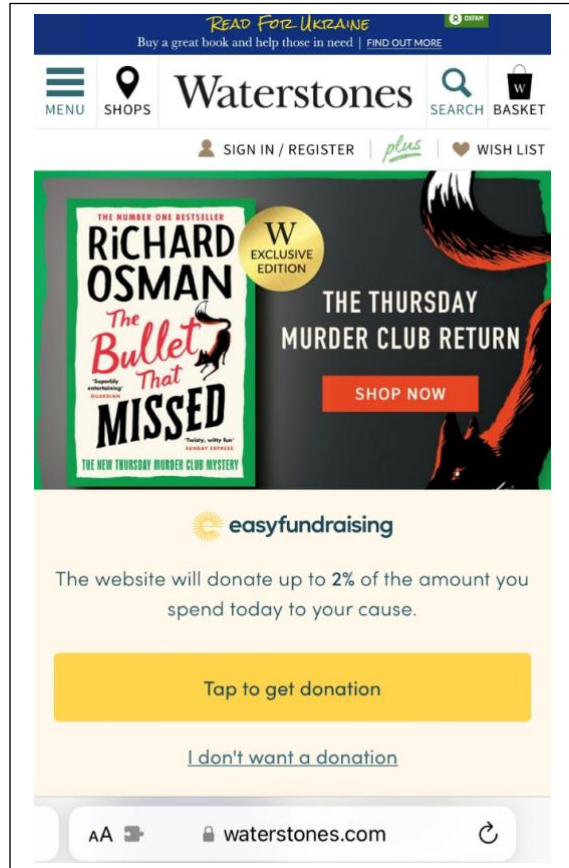
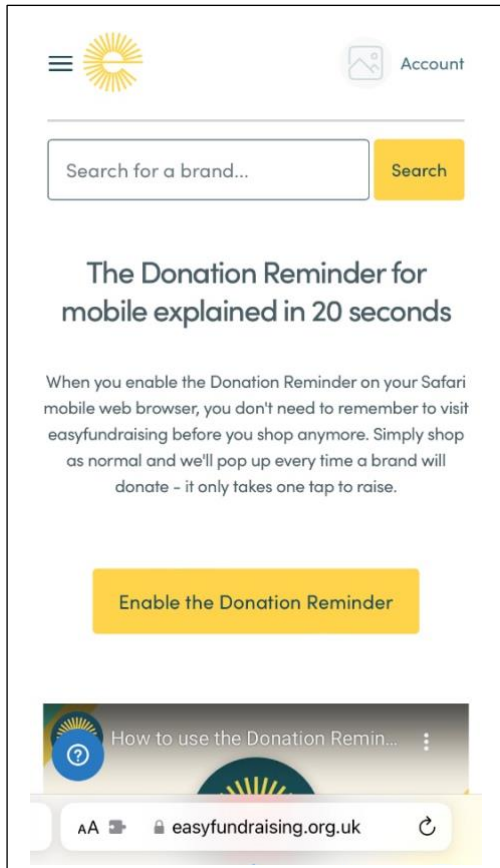
4

This relies on you remembering to go via the app or easyfundraising.co.uk.

To make it easier you can install a reminder on your phone.

Go to settings (in the app or on the website) and click on “Enable our Donation Reminder for mobile”





Then, whenever you access a shopping website from your phone (a similar reminder can be set up for computers) a reminder will pop up if a donation is available

So far easyfundraising has raised £1167.13 for the PTFA

Let's see how much more we can raise this year!

